

20 MINI FUSE - SEALED - DUAL BUS - BLOCK KIT

Prolec

NEW
IP66

This kit can supply fused power for up to 20 output circuits fed by 2 input power leads connected to the rear studs of the block. Each input stud supplies power to one side of the block (10 circuits). The block can be used to replace an existing unit or simply to extend the number of fuse protected power circuits that are available. The fuse block offers a high level of water and dust protection (rated IP66-IEC 60529) when assembled correctly with supplied cavity plugs and cover.

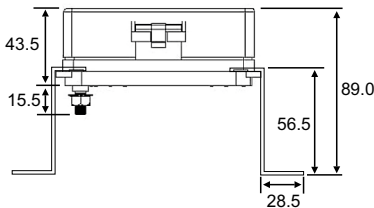
Part Number
PDMKIT004

KIT CONTENTS:

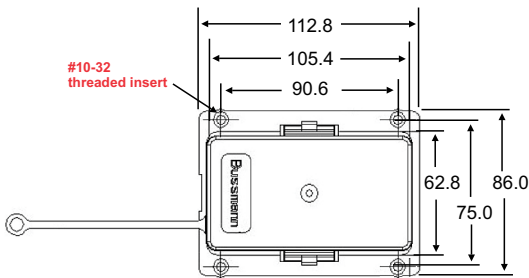
- 1 x 20 Circuit Minifuse block with silicone seal, dual busbar inputs & 2 x input stud caps.
- 1 x Shallow fuse cover with Gore automotive vent.
- 2 x Stainless steel mounting brackets.
- 4 x Stainless steel lock washers.
- 4 x Stainless steel bolts.
- 10 x Silicone cavity plugs.
- 5 x Minifuse 5A, 32Vdc.
- 5 x Minifuse 7.5A, 32Vdc.
- 5 x Minifuse 10A, 32Vdc.
- 5 x Minifuse 15A, 32Vdc.
- 5 x Minifuse 20A, 32Vdc.
- 5 x Minifuse 25A, 32Vdc.
- 5 x Minifuse 30A, 32Vdc.
- 20 x Terminals (1.0 - 2.0mm²).
- 20 x Cable seals (2.81 - 3.49mm dia. cable).
- 1 x Instruction sheet.
- 1 x Fuse identification label.



Notes: Please refer to p.112-113 for full product specifications (RTMR block P/N: 15303-1-6-3).



Dimensions mm




Power Source Connections:

There are 2 power input studs located on the back of the block. These are both used to connect positive (+ve) supply power to the unit. For example, one input stud could be wired to the battery and the other to ignition power. Please note that each input stud has a maximum input rating of 80A. Power stud covers should be fitted after supply cables have been installed. The 2 x power supply cables & ring terminals are not included in this kit. It is recommended these cables be a minimum gauge of #10 AWG and fitted with external fuse protection. Prolec offer a variety of fuses & holders to provide external fuse protection.

Caution:

Please disconnect the battery whilst installing this fuse block.



INSTALLATION INSTRUCTION MANUAL

Download the Installation Instructions



Each kit is provided with a printed instruction manual which explains the recommended installation procedure for the kit.

These instructions can also be downloaded from our website by simply scanning the QR code.



Scan this QR Code to download the installation instructions.

QR Code: 11004

OPTIONAL COMPONENTS, ACCESSORIES AND KITS

Prolec

Prolec sell a wide range of components and accessories to suit this PDM Kit.

Terminals, Seals & Cavity Plugs



Scan this QR Code to view a complete datasheet showing all accessories.



QR Code: 9004

Terminal Tools



Terminal Crimper



Terminal Removal Tool

Pre-Assembled Cables



Mounting Brackets



Plug-in Components



Mini Fuses
LED Mini Fuses



Mini Blade
Circuit Breakers

Assorted PDM Kits



External Fuse Protection

