

MCASE & SLOTTED MCASE+ AUTO LINKS 32V

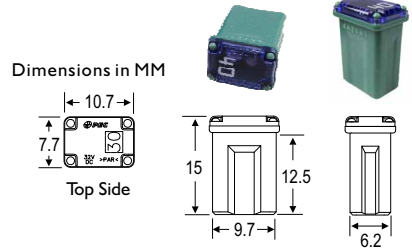
Littelfuse / Pacific
Slow Acting

NEW

The Mcase fuse is a cartridge style fuse up to 40A with female terminals for 2.8 mm male terminals. The Slotted Mcase+ fuse is available up to 60A designed to mate with larger 6.3mm male terminals. The Slotted Mcase+ fuse has a unique design feature in that the fuse can be mounted directly onto a comb busbar. Miniaturized footprint for optimal usage of space, featuring time delay and the ability to handle inrush currents.

MCASE 2.8mm Term.	Slotted MCASE+ 6.35mm Term.	Ampere Rating	Body Colour
Part Number	Part Number		
MJC015	MCPS015	15A	Grey
MJC020	MCPS020	20A	Lt. Blue
MJC025	MCPS025	25A	White
MJC030	MCPS030	30A	Pink
MJC040	MCPS040	40A	Green
-	MCPS050	50A	Red
-	MCPS060	60A	Yellow


Mc case 2.8mm Terminal




I.R.: 1000A at 32VDC
Voltage: 32VDC
Features: Element window
Pack Size: 1, 10, 100
Approvals:



Spare Pack (SP):
Contains 1pc of one rating.



Top Side



Slotted Terminal Design
Allows Busbar Power Feed

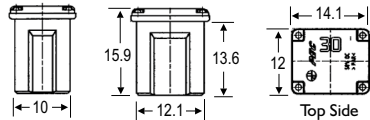
LOW PROFILE JCASE 58V & JCASE 32V AUTO LINKS

Pacific
Slow Acting

Low Pro Jcase 58V	Jcase 32V	Ampere Rating	Body Colour
Part Number	Part Number		
LJC020	JTF020	20A	Lt. Blue
LJC025	-	25A	White
LJC030	JTF030	30A	Pink
LJC040	JTF040	40A	Green
LJC050	JTF050	50A	Red
LJC060	JTF060	60A	Yellow

LOW PROFILE JCASE 58V

I.R.: 1000A at 58VDC
Voltage: 58VDC
Features: Element window
Pack Size: 1, 10, 100
Holders: Inline & Panel Mount.
Approvals:

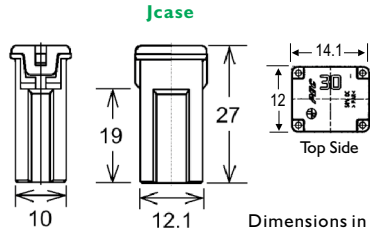


58V



JCASE 32V

I.R.: 1000A at 32VDC
Voltage: 32VDC
Features: Element window
Pack Size: 1, 10, 100
Holders: Inline & Power Dist.
Approvals: ISO 8820 / JASO D612



Spare Pack (SP):
Contains 1pc of one rating.