

JCASE FUSE MODULE SEALED - 3 POLE

The 3 Pole Jcase fuse module with common feed, suits high amperage circuit protection applications in harsh environments with limited space. This sealed, compact and connectorized fuse module is a cost effective and installation friendly circuit protection solution. Panel mount with included speed nuts or surface mount.

Part Number	Description
JCU-3P-000-P	3 Pole Jcase Fuse Module with M6 Input Stud
JCUCK	3 Way Female Connector Kit
I2124685	3 Way Female Connector with Red Seal
I2045699	Connector TPA, Terminal Position Assurance
I2052457	Female Terminal 20-18AWG, 0.5 - 0.8 mm ² wire
I2052455	Female Terminal 16-14AWG, 1 - 2 mm ² wire
I2052456	Female Terminal 12-10AWG, 3 - 5 mm ² wire
I5324997	Cable Seal, 1.60 - 2.40mm diameter wire, Tan
I5324995	Cable Seal, 2.00 - 2.90mm diameter wire, Red
I5324994	Cable Seal, 2.80 - 3.80mm diameter wire, Grey
I5324996	Cable Seal, 3.60 - 4.50mm diameter wire, Blue
I2059255	Cavity Plug 9.8mm diameter Light Green



Voltage: 32VDC.

Rating: For use with 3 x Jcase fuses (20A - 60A)

Temperature rating: 120°C (250°F).

Materials: Cover and housing - Nylon 66

Seal: Silicon.

Terminals: Tin Brass /Tin plate.

Stud - Zinc plated steel.

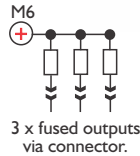
Ingress Protection Rating: IP66.

Mounting: Surface or Panel.

Output Connector: Delphi MP 630 series female connector.

Notes: Fuses, connector, TPA, terminals, seals and plug not included.

Approvals: [RoHS](#)



3 Way Female Connector Kit



RELATED PRODUCTS:

Delphi Metri-Pack 630 Accessories

TERMINALS: 
Female sealed - Tin Brass /Tin plated

CABLE SEALS: 
Silicone

CAVITY PLUG: 
Silicone

Part Number	Wire (AWG)	Wire (mm ²)
I2052457	#20 - #18	0.5 - 0.8
I2052455	#16 - #14	1.0 - 2.0
I2052456	#12 - #10	3.0 - 5.0

Part Number	Cable Dia. (mm)	Colour
I5324997	2.40 - 1.60	Tan
I5324995	2.90 - 2.00	Dark Red
I5324994	3.80 - 2.80	Grey
I5324996	4.50 - 3.60	Blue

Part Number
I2059255

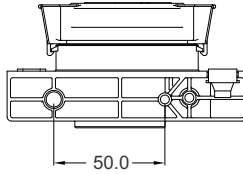
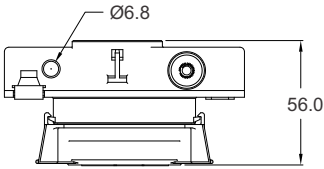
JCASE TYPE FEMALE FUSE LINKS JTF SERIES 32VDC

Part Number	Ampere Rating
JTF020	20A
JTF030	30A
JTF040	40A
JTF050	50A
JTF060	60A

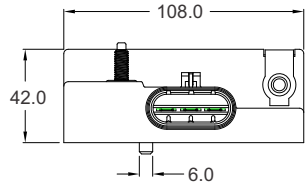
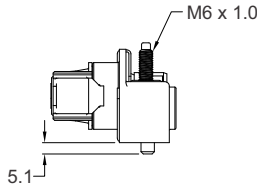
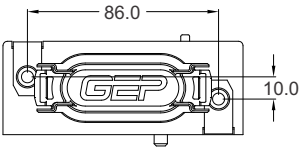


Search these part numbers on our website for datasheets.

Fuse Module Dimensions



Dimensions in MM



Panel Cutout Diagrams

