

AUTO FUSE 6 & 12 WAY PANELS



NEW

Features:

- Suits auto fuse or auto bladed circuit breakers.
- Dual power studded inputs & single ground stud.
- Multiple earth returns.
- Lockable transparent cover with label recesses.
- Storage for two spare fuses.
- 84pc sticker label set included.

Part Number	Description
880027	6 Way Fuse / Breaker Block
880028	12 Way Fuse / Breaker Block

Voltage: 32VDC

Continuous Rating: 100A Total Max.

Rating Per Circuit: 30A Max.

Power Input Studs: Dual Input Studs.

Negative Input Stud: Single # 10-32.

Ground Terminals: # 10-32 Screws.


Output Terminals: # 10-32 Screws.

Mounting: Bolt-Down; 4 x M5 included.


Base: Black Polycarbonate.

Cover: Clear PBT.

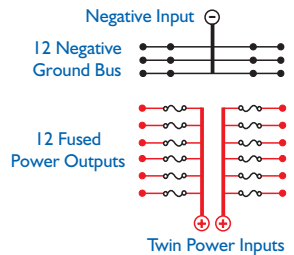
Notes: Fuses are not included.



Electrical Diagram



Electrical Diagram



RELATED PRODUCTS:



Auto Fuse
(see p.17)



LED Auto Fuse
(see p.17)



Bladed Circuit Breakers
(see p.49 - 50)

AUTO FUSE 12 WAY PANEL



Features:

- Suits auto fuses.
- Single power studded input & single ground stud.
- Transparent cover stores two spare fuses.
- 84pc sticker label set included.

Part Number	Description
880066	12 Way Auto Fuse Block

Voltage: 32VDC

Cumulative Rating: 100A total.

Rating per Circuit: 30A.

Single Input & Ground Studs: # 10-32.

12 x Output & 12 x Ground Terminals: #8-32 screws.

Internal Bus & Fuse Clips: Tin plated copper.

Base: Black reinforced polycarbonate.

Cover: Clear polycarbonate.

Hardware: Stainless steel nuts, screws & captive star lock washers.

Notes: Fuses are not included.

Approvals: Cover satisfies ABYC/USCG insulation requirements.



FUSE HOLDERS



Email: info@prolegproducts.com.au
Web: www.prolegproducts.com.au